




CHRISTMAS PRAWNAMENT




Classroom Lessons for a *Sustainable* Christmas
Teacher resources - Activities





The Christmas Prawnament



In Australia we celebrate Christmas in the Summer!

It's all about spending time at the beach with family and friends - soaking up the sunshine, cooling off with a swim, and eating freshly caught seafood on the BBQ. In honour of these classic Australian traditions, why not decorate your Christmas tree with some uniquely ocean-themed crafts as well!

You will need:

- Origami paper (15cm squared or larger)
- Scissors
- String
- A pen
- Sticky tape or glue



Video tutorial:

For a video tutorial [use this helpful guide](#) from World of Art and Craft



Instructions:



1.



2.



3.



4.



5.



6.



7.



8.



9.



10.



11.



12.





CHRISTMAS PRAWNAMENT



Make two small cuts to form a triangle 13.



14.



Flip paper and cut carefully most of the way up the shorter side to form two strips 15.



16.



17.




18.



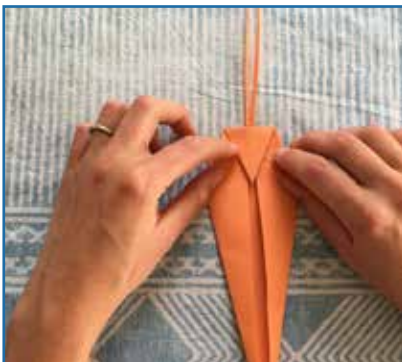
19.



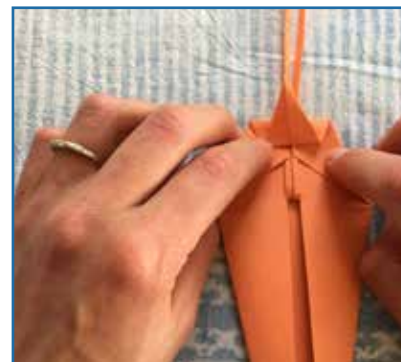
Re-fold the top corners inwards 20.



21.



22.



23.



24.





Press along the back edge, then open 13.



14.



15.






16.




17.



18.






Cut a very small hole in the back of the prawn to thread string through 13.



Tie your piece of string into a loop 14.



15.



Thread string through hole in back of prawn with the knot on the inside 16.



You may want to seal the string and two edges of the prawn together with tape or glue 17.



18.

Win a Saltwater Schools Award!

We would love to see a picture of your Christmas Prawnments to feature on the Saltwater Schools [website!](#)

Share your photos at:

- [Saltwater Schools Facebook](#)
- [Marine Stewardship Council Instagram](#)
- alexis.farr@msc.org

By completing this activity you are eligible to receive a [Saltwater Schools Communication Award](#) on behalf of your school.

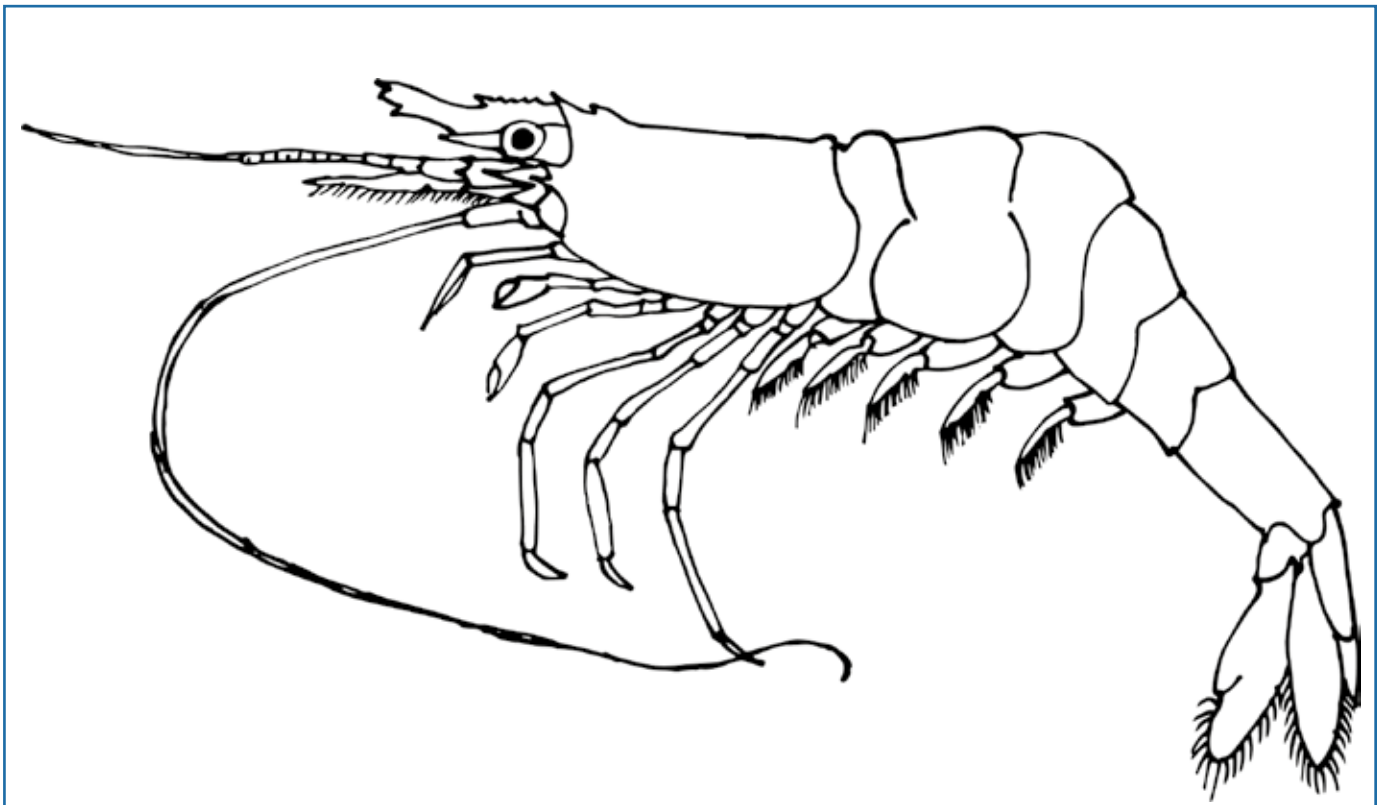




Christmas Prawnments - More Ideas!

If you would prefer a different Christmas craft, there are plenty of other resources available to make a prawn-themed ornament of your choice.

Colour-in Christmas Prawnment



Alternative crafts

- [Shrimp-tail cookies](#) from Thebearfootbaker
- [Knitted Prawn](#) decorations from Ravelry
- [Paper Prawn](#) (Advanced) craft from Colossal