



MSC CERTIFICATION AND TUNA:

Fisheries and Market Updates

Laura Rodríguez Zugasti, Program Director Spain and Portugal

TUNA: STRATEGIC SPECIE FOR MSC

Ecological, social and economical
relevance

Growing demand and pressure
on tuna populations

International management

Complexity of the value chain



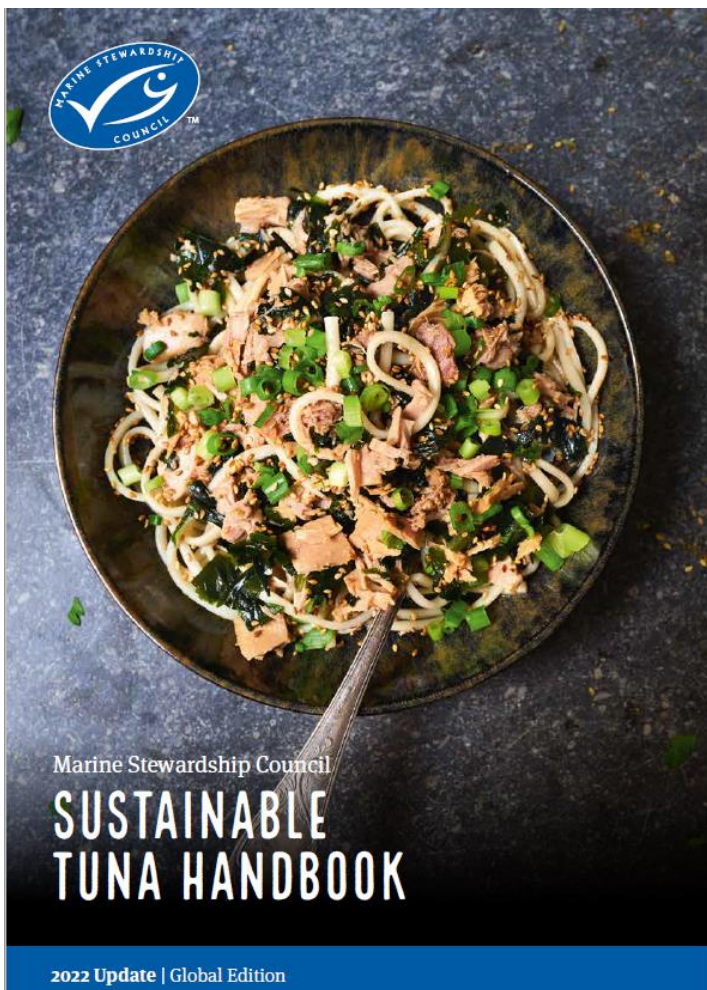


TUNA STRATEGY

Work on the **supply** through engagement of more fisheries around the world.

Work on the **demand**, improving information to businesses and consumers.

TUNA RESOURCES



<https://www.msc.org/species/tuna/sustainable-tuna-handbook>

Your quarterly tuna update

[View in your browser](#)

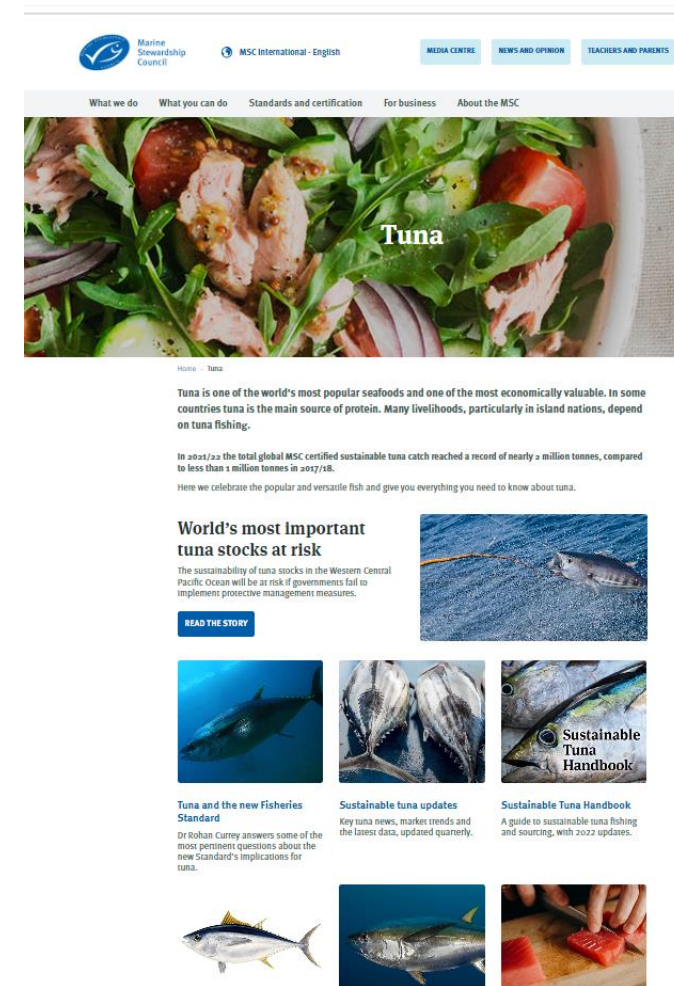


Welcome to the second edition of our MSC quarterly update delivering all the key news, market trends and latest data on sustainable tuna direct to your inbox.

Our aim is to keep you informed about MSC's policy and program developments, to help you understand the issues facing tuna fisheries and benefit from the sort of healthy growth we are seeing in many regions – MSC labelled tuna products jumped 24% in the last year and close to half the world's commercial catch is now MSC certified.

We don't want people to miss out – so please share this newsletter with your teams and colleagues and encourage them to [sign up](#).

<https://www.msc.org/species/tuna/sustainable-tuna-updates>




<https://www.msc.org/species/tuna>



DEVELOPMENTS IN TUNA FISHERIES

SUPPLY: STATUS OCT 22



5,056,691 TONNES (FAO 2020)

Around

58%

of the global tuna catch is engaged in the MSC program (certified or in full assessment)



SUPPLY: SUSTAINABILITY OF GLOBAL TUNA CATCH

MAY 2019

OCT 2022



22.4%

7.8%

21.9%

47.9%



47%

11%

31%

11%

of global tuna catch is MSC certified*

of global tuna catch is currently in assessment for MSC certification**

of global tuna catch is currently in a FIP (basic or comprehensive)***

of global tuna catch is neither MSC certified, in assessment or in a FIP****

MSC CERTIFIED TUNA CATCH BY SPECIES (OCT 22)




METRIC TONNES

2,380,403 T
certified

557,110 T
in assessment

1,558,073 T
in FIPs



BLUEFIN

0.6%

BIGEYE

1%

ALBACORE

2%

YELLOWFIN

20%

SKIPJACK

75%

SKIPJACK (JAN 23)



Ocean Area	Volume and share of certified fisheries production		Volume and share of fisheries in assessment
	Total volume of wild tuna caught FAO 2020	Volume of MSC certified wild tuna caught [31.01.23]	Volume of MSC "in assessment" wild tuna caught [31.01.23]
SKIPJACK			
Atlantic Ocean	225.546	0,00	0
Indian Ocean	555.189	292.624	23.331
Eastern Pacific	394.713	-	16.298
Western Central Pacific	1.651.204	1.214.201	40.027
SKIPJACK Global Total	2.826.652	1.506.825	79.656

Skipjack Fisheries (Spain)

Echebstar – Pioneer in the Indian Ocean
33,877 t.

AGAC – assessment of all catch in 4 Oceans. 3% of global tuna catches.

44 vessels

Certification of SKJ in WCPO: 17,000 t

IO: 118,000 t

ANABAC- in assessment for SKJ in the IO (23k t)

Improvements: use of non entangling and biodegradable FADS. Scientific research to monitor the impact of derelict FADs on corals and vulnerable ecosystems. Scientific research on survival of release of vulnerable species (silky shark)



OTHER SPANISH TUNA FISHERIES



Albacore P&L North Atlantic

182 vessels
11,600 t



Anabac – Yellowfin in the Atlantic

7 Purse seine
4,000 t

AGAC – Yellowfin in the **Eastern Pacific & Atlantic**
Yellowfin and Bigeye in the **WCPO**.



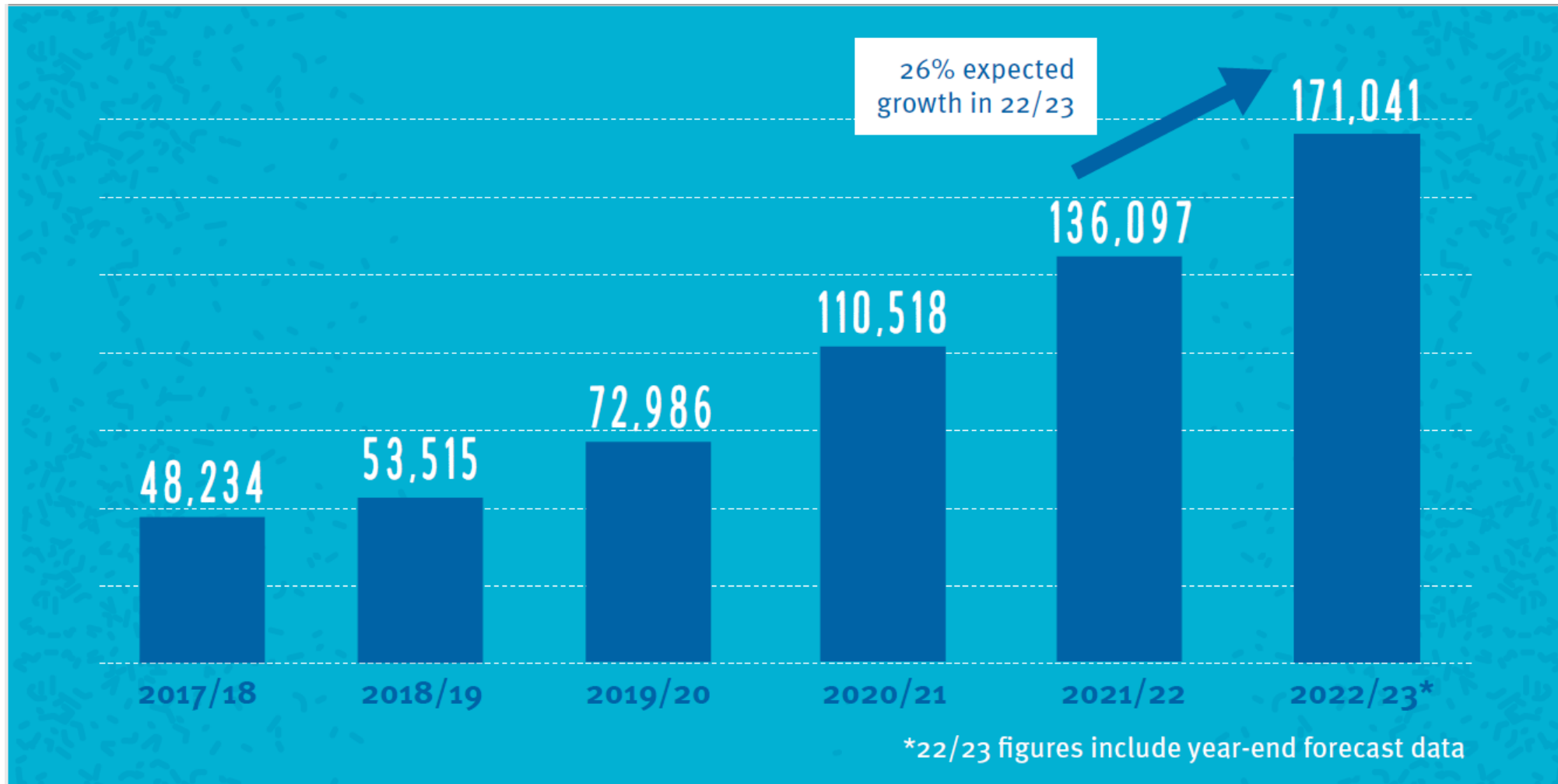
Bluefin tuna – Mackintosh (Cadiz)

3 artesanal vessels in the Strait of Gibraltar
28 t



MARKET DEVELOPMENTS IN MSC TUNA

GROWING DEMAND OF MSC TUNA GLOBALLY (T)




VOLUME MSC LABEL BY TUNA SPECIES (GLOBAL)



Volume by species

Financial Y... ● 2019/2020 ● 2020/2021 ● 2021/2022



22/23 figures, 1st Semester only.

In 21/22

83% is SKJ.

8% is YFT – growth expected due to demand on Southern Europe.

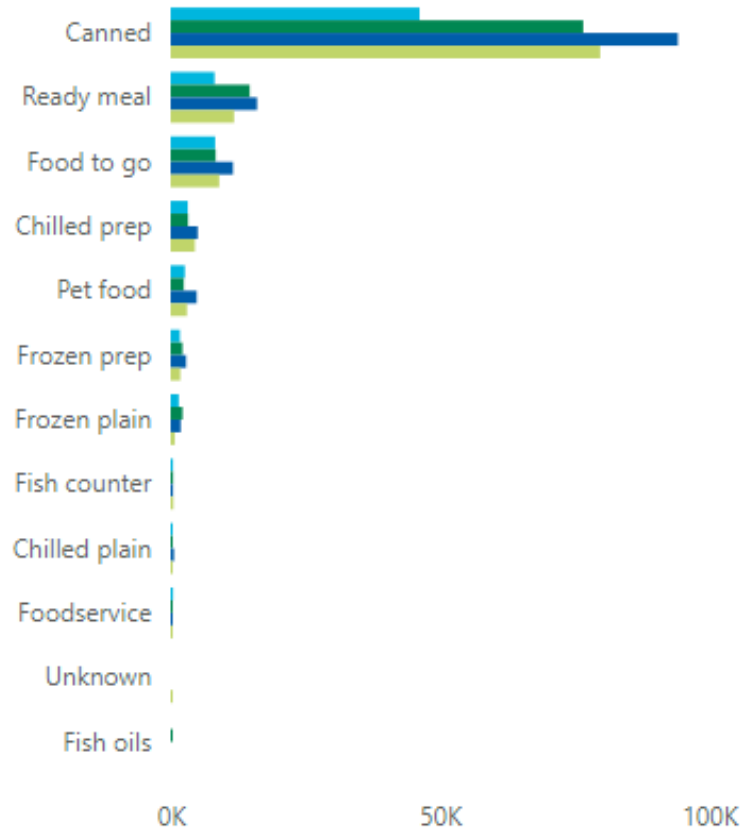
Around **16%** of the certified catch ends up in the market with the label. Big potential to grow!

VOLUME MSC LABEL BY CATEGORY



Volume by subcategory

Financial Y... ● 2019/2020 ● 2020/2021 ● 2021/2022




22/23 figures, 1st Semester only.

Canned is the top category.

Ready meal and food to go showing great dynamism.

TOP REGIONS FOR MSC TUNA (VOLUME IN TONNES)

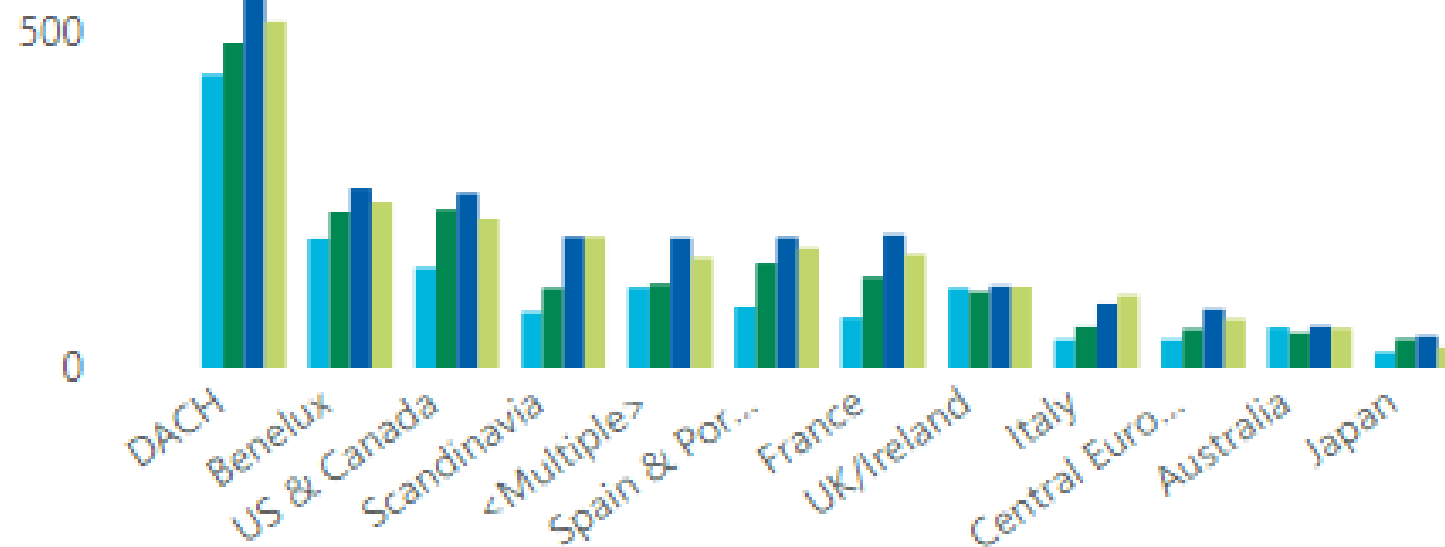


TOP COUNTRIES BY TUNA PRODUCTS LIVE



Live products by distribution country

Financial Year ● 2019/2020 ● 2020/2021 ● 2021/2022 ● 2022/2023



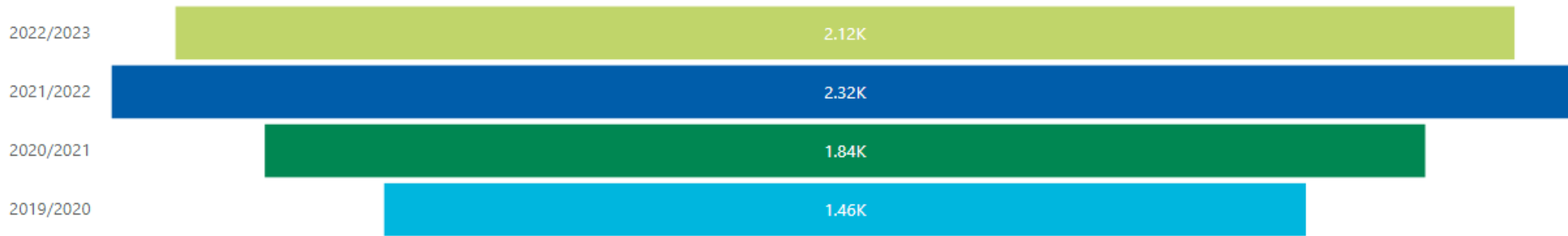
Number of labelled products with declared sales by country.

22/23 figures, 1st Semester only.

MORE TAN 2300 MSC TUNA PRODUCTS WITH BLUE LABEL



Live products by Financial Year



22/23 figures, 1st Semester only.



LEADERS BRANDS IN MSC TUNA (GLOBAL)



164 MSC tuna SKUs in 21/22. Distributed in 20 countries.



36 MSC tuna SKUs in 21/22. Working towards 100% MSC or FIP by 2025



116 MSC tuna SKUs in 21/22. Distributed in 14 countries under Brands Rio Mare and Saupiquet.



59 MSC tuna SKUs in 21/22 under John West Australia brand. Distributed in 4 countries.

WHAT IS NEXT?



Seafood Expo GLOBAL Seafood Processing GLOBAL

ATTEND ▾ EXHIBIT ▾ EXHIBITOR LISTS CONFERENCE ▾ EVENT HIGHLIGHTS ▾ HOTEL/TRAVEL ▾

The **GLOBAL** Seafood Marketplace

25-27 APRIL 2023 / BARCELONA, SPAIN
FIRA BARCELONA GRAN VIA VENUE

The banner features a green background with a white diagonal line. On the left, there are images of fresh mussels. The text is in white and green. A small circular icon with a gear and a fish is in the bottom left corner.

Specific sessions to present tuna Fisheries in the program.

BERMEO Tuna FORUM

HOME WHAT IS BTF? PROGRAMME REGISTRATIONS LOCATIONS NEWS UPDATE

BERMEO TUNA FORUM

2-3 May BILBAO-BERMEO

International forum for debate and reflection on tuna sustainability
2 may, Palacio Euskalduna Jauregia, Bilbao

Register now
Limited capacity

The banner has a blue background with a fish swimming underwater. The text is in white and green. A navigation menu is at the top. A call-to-action box is on the right.

International fórum about sustainability of tuna (2-3 May)



Thank you

Questions?